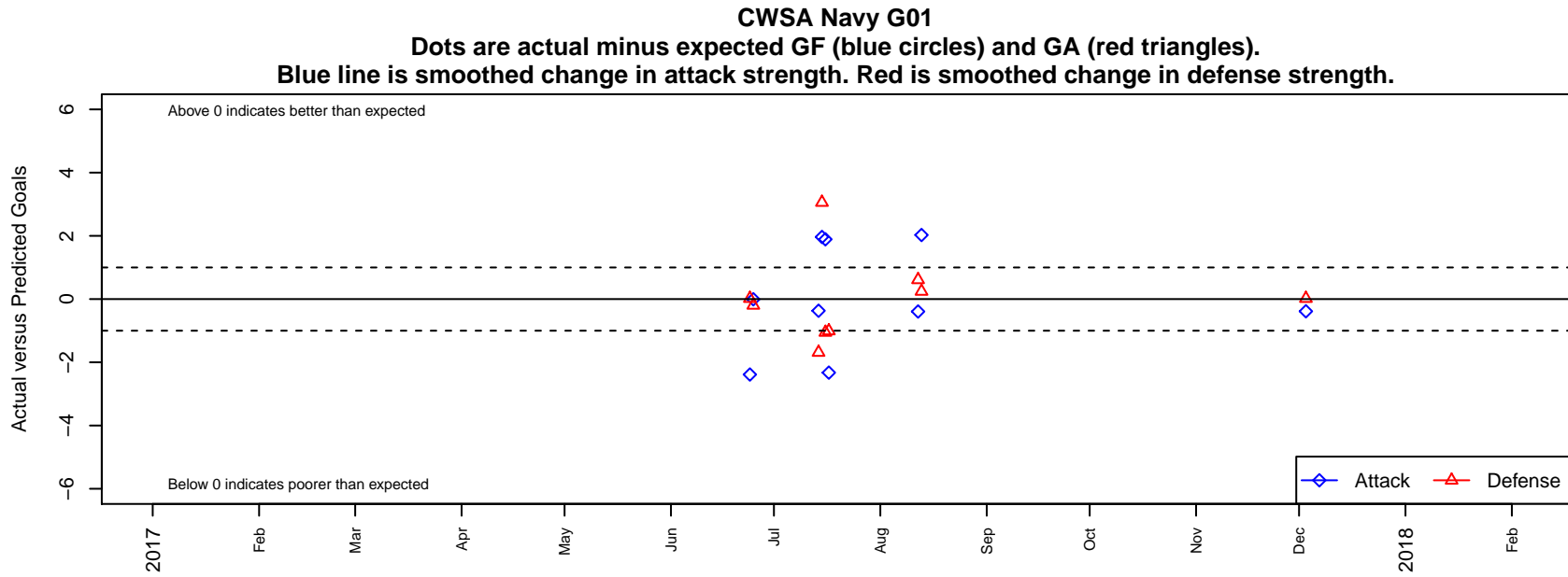


CWSA Navy G01

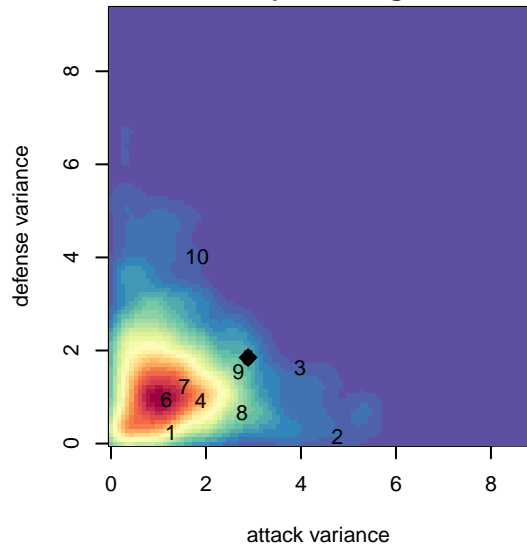
Central Washington Soccer Academy
Yakima, WA
G01 total strength=1999
attack=90.02 defense=45.29
fall league = PSPL WNPL U17
notes= Washburn 2013-5

alt names used:

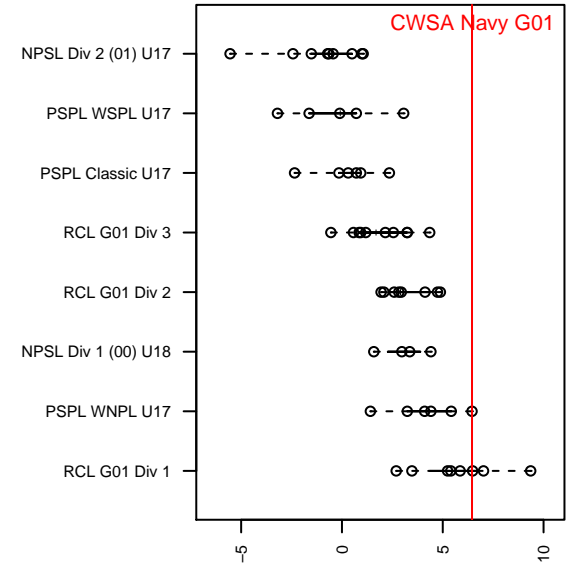
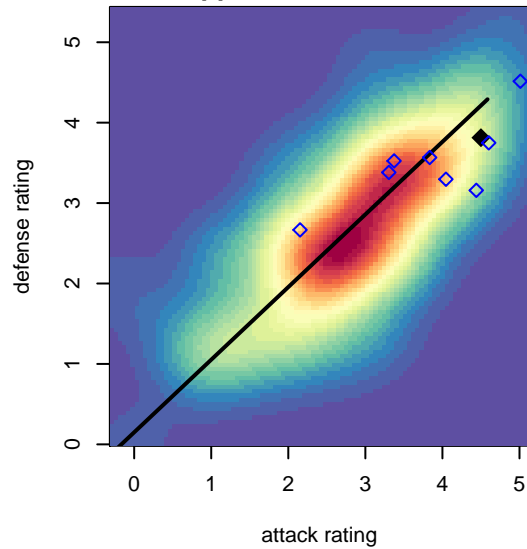
Venues played:
2017 US Club Regionals G01
2017 Nike Crossfire Challenge Super Group U'
2017 PSPL WNPL U17



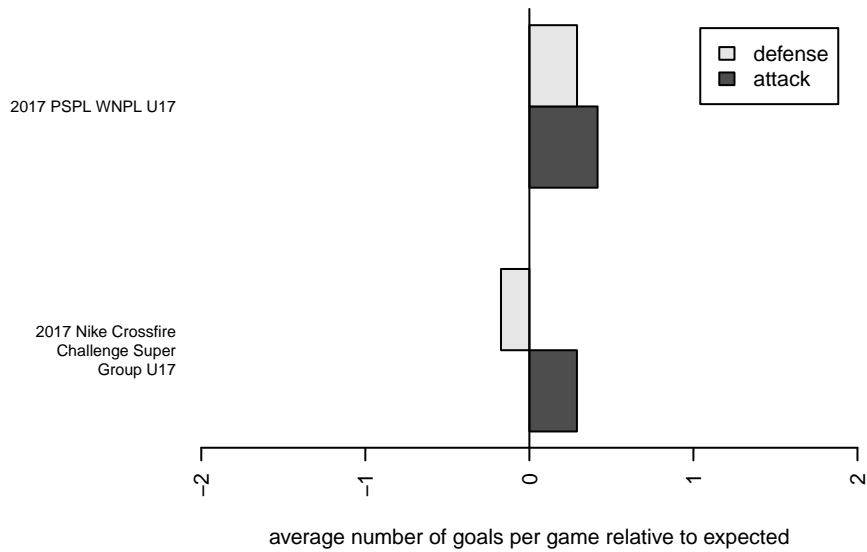
**attack and defense variance (black dot)
relative to other teams
and top 10 in region**



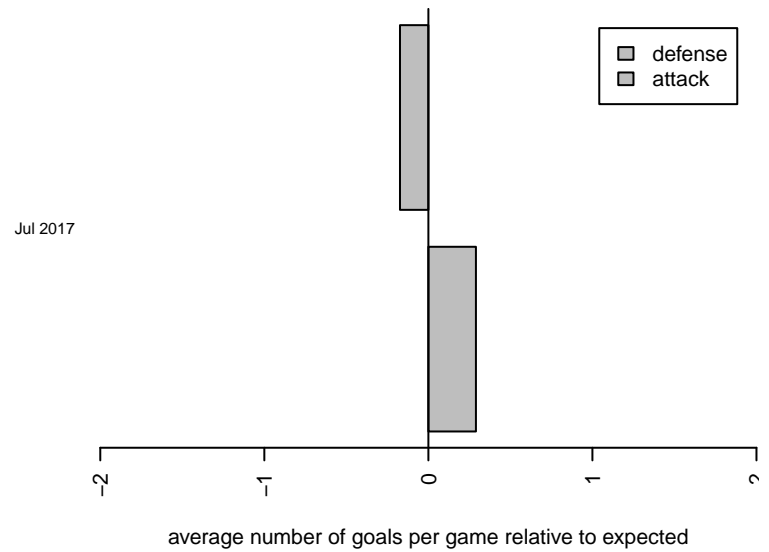
**attack and defense rating
relative to others at age
and all opponents in last 13 months**



Performance relative to 13 month average



Performance relative to 13 month average



| date | home | | away | | venue | pred.home | pred.away |
|-------------|----------------------------|---|----------------------------|---|--|------------------|------------------|
| 2017-12-03 | ASE Emerald G01 | 2 | CWSA Navy G01 | 3 | 2017 PSPL WNPL U17 | 2.02 | 3.39 |
| 2017-08-13 | FPSC Fury Black G01 | 0 | CWSA Navy G01 | 9 | 2017 PSPL WNPL U17 | 0.24 | 6.97 |
| 2017-08-12 | NPSA Titans Navy G01 | 0 | CWSA Navy G01 | 3 | 2017 PSPL WNPL U17 | 0.61 | 3.39 |
| 2017-07-17 | CWSA Navy G01 | 0 | Crossfire Premier ECNL G01 | 2 | 2017 Nike Crossfire Challenge Super Grou | 2.33 | 0.99 |
| 2017-07-16 | ETFC Cypress Black G01 | 2 | CWSA Navy G01 | 5 | 2017 Nike Crossfire Challenge Super Grou | 0.95 | 3.11 |
| 2017-07-15 | Crossfire Premier ECNL G02 | 0 | CWSA Navy G01 | 3 | 2017 Nike Crossfire Challenge Super Grou | 3.06 | 1.04 |
| 2017-07-14 | CWSA Navy G01 | 2 | Utah SA Premier G01 | 4 | 2017 Nike Crossfire Challenge Super Grou | 2.37 | 2.31 |
| 2017-06-25 | ISC Gunners A G01 | 1 | CWSA Navy G01 | 3 | 2017 US Club Regionals G01 | 0.80 | 3.01 |
| 2017-06-24 | CWSA Navy G01 | 1 | ASE Emerald G01 | 2 | 2017 US Club Regionals G01 | 3.39 | 2.02 |